



GRAND SUMO RYOGOKU KOKUGIKAN HANDBOOK

ENGLISH EDITION
英語版 満喫入門





KOKUGIKAN ARENA GUIDE

Looking/Shopping/Dining/Exploring

There is a lot more to see in the Kokugikan than just sumo bouts. In between bouts, go for a stroll with this map in hand!

*The content of the map is applicable for only the duration of this tournament.



A South Gate

Here you can see Rikishi as they enter the arena. From 2:00 p.m. you have the opportunity to see the more popular Makuuchi Rikishi up close!

*The procedures for re-entry can also be taken care of here.



B Turret

Colorful flags in support of the Rikishi stand along the street that heads to the main gate of the Kokugikan. And from the turret that stands so majestically, the sound of beating taiko drums prior to the start of and after the end of the day's bouts adds its own elegant flavor.



C Museum Exhibition Room

Here you can encounter the deep history and culture of sumo wrestling. There is a new exhibition every two months. The Museum Exhibition Room can be viewed free of charge.



D Information and Radio Rental

The information desk is on the left as you come through the entrance. English-speaking staff will lead you to your seat and assist you with any other needs you might have. Radio rentals are also available for a fee. Please refer to "Sumo Information" for details about the radio.

1 Sumo Annaijo Entrance and Ushers

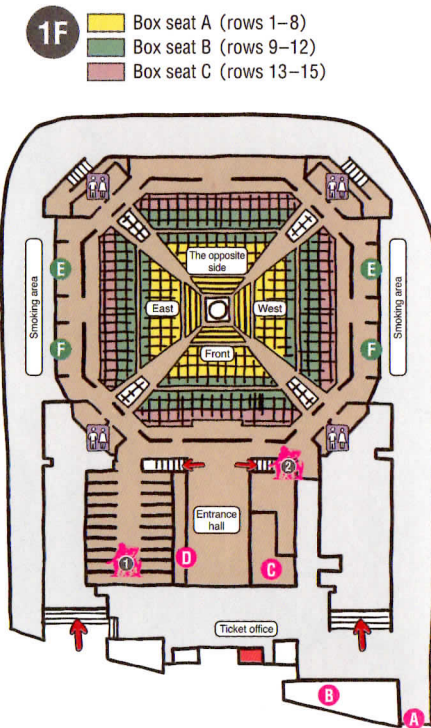


Sumo Annaijo Entrance

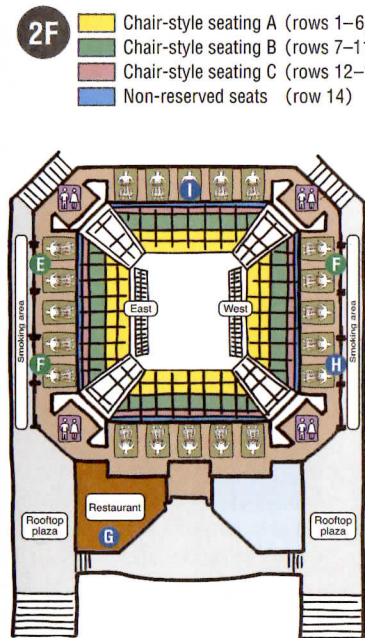
Twenty house establishments marked by elegant red lanterns stand side by side on each side of the walkway. They arrange seats, souvenirs, and refreshments. The souvenirs in the large paper bags you often see inside of the Kokugikan are a service ordered at these establishments. They are available even without making reservations in advance. Those who want patronize an establishment, please call to 03-3622-3300 (inside of Japan). *Service may not be available when establishments are busy.

Ushers

Men donning the tattsuke-hakama, a tradition coat and legging worn by men in Japan, can be found hard at work, flitting across the Kokugikan. They are serving the souvenirs and refreshments ordered at Sumo Annaijo. Place your order for the service at an Annaijo to avail yourself of this elegant feature.



- 1F Box seat A (rows 1-8)
- Box seat B (rows 9-12)
- Box seat C (rows 13-15)



- 2F Chair-style seating A (rows 1-6)
- Chair-style seating B (rows 7-11)
- Chair-style seating C (rows 12-13)
- Non-reserved seats (row 14)

E Food and Drink Establishments

Alcoholic beverages such as beer, original bento boxed lunches, and snack foods are sold here. The yakitori sold only at the Kokugikan can be purchased here. There is nothing quite like viewing sumo wrestling with a beer in one hand and a stick of yakitori in the other.



F Sumo Gift Shop

This is where the only official sumo goods are sold. Posters and pamphlets chockfull of photographs are top-selling items! And also available are many very Japanese products such as referee fans and folding fans!



G Restaurants

These are Japanese restaurants serving bowls of rice topped with seafood, sushi, noodle dishes, and other Japanese dishes at reasonable prices.



H Cafe Stand

At the cafe stand on the West Side second level, refreshments that include coffee, draft beer, popcorn, and French fries are available. The soft serve ice cream is a really popular item. About 80% of the customers on weekends line up in front of the cafe specifically for the soft serve ice cream.



I Framed Portraits of Champions

Portraits of the champions of the past 32 tournaments festoon the rafters of the second level seating, as if enveloping the entire arena. Look for the portraits that please you most!



2 Chanko

Chankonabe stew

Chankonabe is an incredibly nutritious stew eaten at sumo stables. Practice and chankonabe are the two ingredients that go into the building of massive sumo Rikishi frames.



Price: 250 yen per bowl
Time: 12:00-16:00
Location: B1 Great Hall

※ This is a stock photo of chankonabe. The chankonabe recipe changes with each tournament.

Try for yourself the chankonabe that is specially made by a sumo stable!

At the underground great hall we are serving chankonabe based on a special original recipe of a sumo stable. Genuine chankonabe that is a rich mixture of various vegetables and meats that have been stewed well is truly a delicacy. And since the price is reasonable, feel free to have a bite as just a light snack!



from around 18:00 Bow dance ceremony

After the final bout each day, a lower-ranked Rikishi enters the ring to perform the bow dance (yumitori-shiki). The sound of distinctive drumming also rings out at this time, encouraging fans to come again.

※The drumming after each day's last bout is not performed on the tournament's final day.



from around 16:15 Makuuchi bouts

Battles between the highest division Rikishi begin at last. The bouts featuring the Rikishi at the top ranks generally begin from about 17:30.



Delight in the full thrill of Grand Sumo!



From around 16:00, Grand Sumo radio broadcast in English start. Stay tune: (FM78.3MHz)

from around 15:50 Yokozuna Grand Champion ring entrance

The Grand Champions (yokozuna) each make a ceremonial entrance in the ring, accompanied by two attendants. The Champions clap their hands and stamp their feet, drawing spirited calls "Yoisyo!" from the crowd.



This is a good time for fans to cheer on their favorite Rikishi.



from around 15:45 Makuuchi Rikishi ceremonial entrance

The Rikishi from the senior division step into the ring in their vividly decorated ceremonial aprons (kesho-mawashi), turn to face the crowd and form a circle.

from around 14:40 Juryo division bouts

Rikishi at this level range from young hopefuls aiming for the higher division promotion to weathered veterans of the circuit. These bouts are followed by a short interval known as the nakairi.



START

Daily Timetable for this Tournament

This timetable will help you make the most of the many aspects of sumo available on each date of the tournament. Pay special attention to the 🏪 marks.

8:00 Doors open

The day begins with the beating of drums, welcoming fans to the wonderful world of Grand Sumo.



Before entering the arena, check out the colorful banners with individual Rikishi names.

from around 8:30 Preliminary bouts

These are bouts between new sumo trainees yet to be officially ranked.

※ Held from Day 3 on.



from around 8:40 Jonokuchi Makushita division bouts

The real bouts begin from jonokuchi (the lowest rank), moving up in seniority to makushita (junior grade).

※ From Day 13, these bouts commence at about 10:00.



From about 14:00, the senior division (makuuchi) Rikishi begin to arrive at the Kokugikan's South Gate.




from around 14:20 Juryo Rikishi ceremonial entrance





Decked out in ceremonial aprons (kesho-mawashi), the intermediate division (juryo) Rikishi enter the ring. Fighters at this rank and above are considered full-fledged salaried sumo professionals.



TICKET INFORMATION

Seating types (Tokyo)

1F Seat Selection		Prices
Box seats A		11,300 yen
Box seats B		10,300 yen
Box seats C		9,200 yen

2F Seat Selection		Prices
Chair-style seating A		8,200 yen
Chair-style seating B		4,900 yen
Chair-style seating C		3,600 yen
Non-reserved seats not sold in advance		2,100 yen

for Tickets

チケット大相撲  **official site (Tokyo only)**
 ※English
<http://sumo.pia.jp/en/>

For the Tokyo tournament only tickets you can buy tickets in English!

SUNRISE TOURS

Travel companies (Tokyo, Osaka, Nagoya, Fukuoka)
<http://www.jtb-sunrisetours.jp/>

If you would like to participate in English tour, there is Sunrise Sumo Tour-Tokyo Tournament. The on-line application in English is possible.
 Call : 0800-888-5454 toll free (10:00am-5:30pm)
 Local Call : 03-5796-5454

(8:00am-8:00pm:except Dec.29-Jan.3)

SCHEDULE

※ A more detailed schedule is here:
<http://www.sumo.or.jp/eng/ticket/index.html>



@OSAKA
March



@TOKYO
January
May
September

@FUKUOKA
November



@NAGOYA
July



SUMO INFORMATION

Re-entry

Customers are allowed re-entry once after going through the proper procedures at the South Gate. Make sure to hold on to your ticket stub.

If you have questions

Please come to our information desks on the first or second floors. We will have English-speaking staff available to assist you.

Website

(Japan Sumo Association official website)
<http://www.sumo.or.jp/eng/index.html>

English Commentary on Loaned Radios

You can rent a radio to listen to English language commentary on the sumo bouts : FM78.3MHz, 16:00-18:00.

The rental fee is 100 yen and a deposit of 2,000 yen is required. The deposit is returned once the radio has been returned in working condition. We ask that the radio be returned by the given time.

*The time of the broadcast given is tentative. It is subject to change and discontinuation.